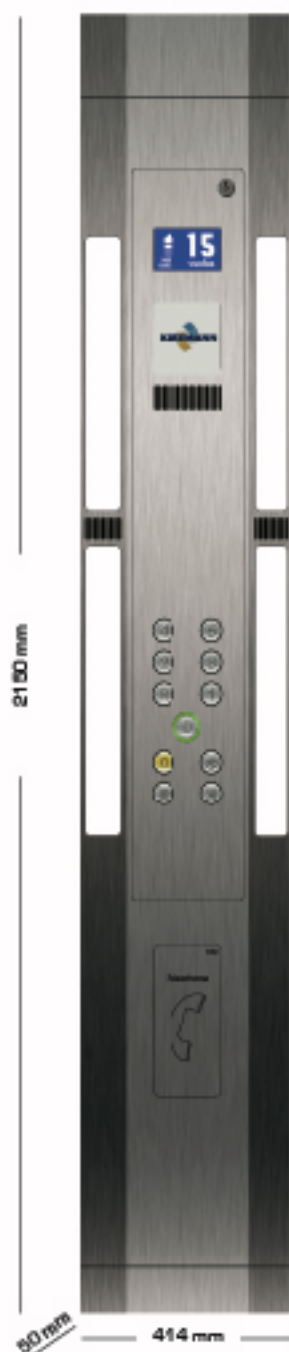




Car & Landing Operating Panels

LIFT YOUR AESTHETICS



SMPC 21150 XX*

SMPC 1150 BA XX*

SMPC 1150 BAU XX*


SMPC XX*

Surface mounted KLEEMANN COPs, standard type or customized to the car specific dimensions.

BENEFITS

- Easy and fast to install
- No requirements for cut-out apertures in the car wall panels for the COPs mounting
- Construction and design customized to specific needs
- Full EN81-70 compliance

Any type of push button or floor position indicator (display) shown in page 6 is available also for the Surface mounted Kleemann COPs

*XX the number of push buttons recess

Scale 1:12

HORIZONTAL COPs

NPY 100


Scale 1:12

Any type of push button or floor position indicator (display) shown in page 6 is available also for the horizontal COPs. Dimensions vary according to the number of the call push buttons.

AKC BES L / TL / T / XX* (FULL HEIGHT)

Any type of push button or floor position indicator (display) shown in page 6 is available also for the standard fixation COPs

* XX the number of push buttons recesses

AKC BES XX*



2000 mm

—200 mm—

AKC BESL XX*



2000 mm

—200 mm—

AKC BESTL XX*



2000 mm

—200 mm—

AKC BEST XX*



2000 mm

—200 mm—

AKC

AKC: COP without embedded box and telephone box

AKC HB: COP with embedded box, without telephone box

AKC HBT: COP with embedded box and telephone box

AKC HBT XX*



— X —

AKC XX*



— X —

AKC HB XX*



— X —

Scale 1:12

TYPE	NUMBER OF PUSH BUTTONS RECESSES	FACEPLATE DIMENSIONS (Y x X)	EMBEDDED BOX / APERTURE DIMENSIONS
AKC	4 to 10	615 X 200	585 X 170
	10 to 14	760 X 200	730 X 170
AKC HB	4 to 8	700 X 200	660 X 170
	10 to 16	870 X 200	825 X 170
	18 to 22	1035 X 200	995 X 170
AKC HBT	4 to 8	865 X 200	825 X 170
	10 to 16	1035 X 200	995 X 170


Any type of push button or floor position indicator (display) shown in page 6 is available also for the standard fixation COPs.

* XX the number of push buttons recesses

AKL SMQR



SMQR 500 DM* SMQR 701 LA*




* For non standard coloured displays delivery time and price upon request

BENEFITS:

- Ease of installation and saving of installation time (no need for aperture)
- Wide range of choices over 40 different combinations (buttons, displays and different faceplate formations)
- Full EN8 1-70 compliance
- High degree of customization and aesthetics

AMAS




Scale 1:5

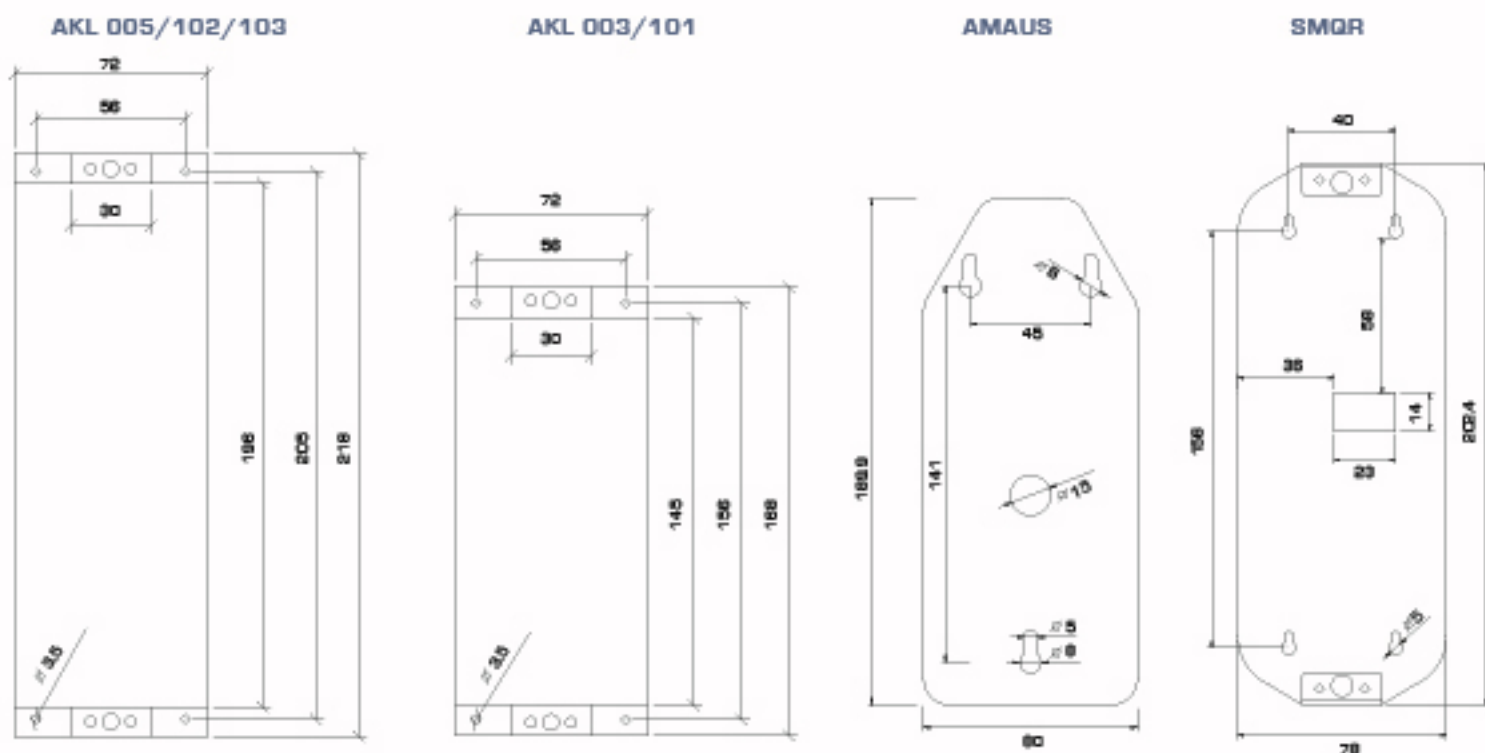
Ordering specifications by the customer to KLEEMANN should include the type of push buttons and displays.

SATIN OR MIRROR STAINLESS STEEL FACEPLATES-SPECIAL STAINLESS STEEL FACEPLATES AVAILABLE UPON REQUEST

AKL



EMBEDDED BOXES FOR LOPs



Scale 1:5

For detailed drawings please address to the KLEEMANN exports department.


SATIN OR MIRROR STAINLESS STEEL FACEPLATES-SPECIAL STAINLESS STEEL FACEPLATES AVAILABLE UPON REQUEST

SM

SM 906 SCG



SM 906 DMG



SM 908 SAG




SM 906 DM




SM 906 SC



SM 908 SA




SM 910 VL



WPY (WITH INCLINED FACEPLATE)

WPY 906 DMG




WPY 906 SCG




WPY 908 SAG



WPY 906 DM



WPY 906 SC



WPY 910 VL



SMQR

SMQR 907



SMQR 907 A



SMQR 907 G



SMQR 911 SCA



SMQR 911 DM




SMQR 911 DMG



For non standard coloured displays delivery time and price upon request.

SMQR 905 G



SMQR 909 SCG



SMQR 905 A



SMQR 909 DMA



Scale 1:5

SATIN OR MIRROR STAINLESS STEEL FACEPLATES-SPECIAL STAINLESS STEEL FACEPLATES AVAILABLE UPON REQUEST



	FMQ	FMR	NSK	HMG 4	NSK 60	HMG 50
SHAPE	□	○	□	○	□	○
TACTILE	✓	✓	✓	✓	✓	✓
OR POLYCARBONIC	—	—	✓	✓	—	—
SATIN ST/ST	✓	✓	✓	✓	✓	✓
OR MIRROR ST/ST	✓	✓	✓	✓	✓	✓
EN 81.70	✓	✓	—	—	✓	✓
BRAILLE	UPON REQUEST					—

KEY SWITCHES

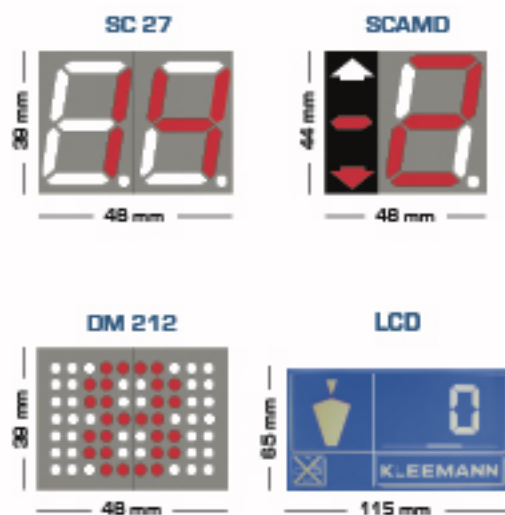
STANDARD TYPE



SCHAEFER TYPE



DISPLAYS



TECHNICAL FEATURES DISPLAYS

MODEL	SUPPLY VOLTAGE	ARROWS		INPUT SIGNAL CODING		INPUT SIGNAL VOLTAGE LEVEL	
		CONSTANT	SCROLLING	BCD	DECIMAL	12V DC OR 0V DC	24V DC OR 0V DC
SC 27	24V DC	—	—	✓	—	—	24V DC
SCAMD	24V DC	✓	—	✓	✓	—	✓
SCAMD	12V DC	✓	—	✓	✓	✓	—
DM2 12	24V DC	—	✓	✓	✓	—	✓
DM2 12	12V DC	—	✓	✓	✓	✓	—
LCD	24V DC	—	✓	✓	—	—	✓

Ordering specifications by the customer to KLEEMANN should include displays special features.

KLEEMANN SOLUTIONS RANGE

COMPLETE LIFT SYSTEMS

- COMPLETE HYDRAULIC / TRACTION SYSTEMS WITH MACHINE ROOM
- MRL SOLUTIONS (HYDRAULIC / TRACTION)

LIFT ASSEMBLIES

- CABINS
 - PASSENGER CABINS
 - FREIGHT / GOODS CABINS
- DOORS
 - AUTOMATIC DOORS WITH VWF
 - FOLDING DOORS
 - SEMI-AUTOMATIC LANDING DOORS
 - CIRCULAR DOORS
 - MODERNIZATION DOORS
- ELECTRONICS
 - CONTROLLERS
 - CAR AND LANDING OPERATING PANELS
 - PRE-WIRING
- HYDRAULIC ELEVATION SYSTEMS
 - PISTON AND CYLINDER ASSEMBLY
 - POWER UNITS
 - CAR FRAMES
 - GUIDE RAILS
 - WIRE ROPES
 - HYDRAULIC OIL
- TRACTION ELEVATION SYSTEMS
 - TRACTION MACHINES - OPERATORS
 - CAR SLINGS
 - COUNTERWEIGHT SLINGS
 - GOVERNORS
 - GUIDE RAILS
 - WIRE ROPES



Head offices - Export Sales: Kilkis Industrial Area, P.O. Box 25, Post Code 61 100, Kilkis, Greece.
Operator: +30 23410 38 100, Fax: +30 23410 38200,
E-Mail: headoffice@kleemann.gr, www.kleemann.gr



Harpener Heide 14, D-44805 Bochum, Germany, Operator: +49 2 34/5 06 98-0, Fax: +49 2 34/5 06 98-35,
E-Mail: info@leisritzlift.com, www.leisritzlift.com



Kilkis Industrial Area, Post Code 61 100, Kilkis, Greece, Operator: +30 23410 75 730, Fax: +30 23410 75 733,
E-Mail: info@klefer.gr, www.klefer.gr



Yukari Dudulu, Türker, Cad No 34 34775, Ümraniye İstanbul TÜRKİYE, Tel: +90 216 4662267, Fax: +90 216 4662285,
E-Mail: info@kleemannturk.com